

DESIGN DATA
MODEL BB-484848

PROCESS CHAMBER:

DIMENSIONS:

WORKING ENVELOPE: 48" W X 48" D X 48" H
INSIDE DIMENSIONS: 54" W X 56" D X 75" H

DESIGN LOAD: (Load of steel that will be heated to 750°F in one hour or less) 3,000 POUNDS
CART LOAD CAPACITY: 2,900 POUNDS
CART SIZE: 48" W X 48" L
OPERATING TEMPERATURE: 650°F TO 900°F
EXCESS TEMPERATURE SET POINT: 50°F-100°F OVER SET POINT
OVER TEMPERATURE SUPPRESSION SET POINT: 20°F -50°F OVER SET POINT
BURNER CAPACITY: 500,000 BTU'S

THERMAL OXIDIZER:

OPERATING TEMPERATURE RANGE: 1400°F-1600°F
RETENTION TIME AT TEMPERATURE: 0.5-1.0 SECONDS
APPROXIMATE CAPACITY: 30 LBS. PER HOUR
TEMPERATURE SUPPRESSION SET POINT: 100°F OVER SET POINT
EXCESS TEMPERATURE SET POINT. 1850°F
BURNER CAPACITY: 750,000 BTU'S
STACK LENGTH: 12' STANDARD
TOTAL HEIGHT (GROUND TO TOP OF STACK): 21'-2"

UTILITIES REQUIRED:

NATURAL GAS:

AT 7" INCHES WATER COLUMN (0.25 PSI) PRESSURE UNDER FLOW.
STATIC PRESSURE NOT TO EXCEED 14" W.C.
REGULATORS DO NOT FUNCTION PROPERLY BELOW 6"W.C.
MAXIMUM CAPACITY: 1,250 CFH (CUBIC FEET/ HOUR)
NORMAL USAGE: 750 CFH (CUBIC FEET/ HOUR)

ELECTRICAL:

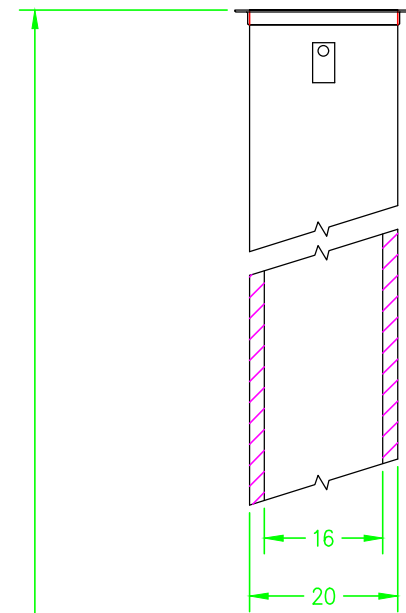
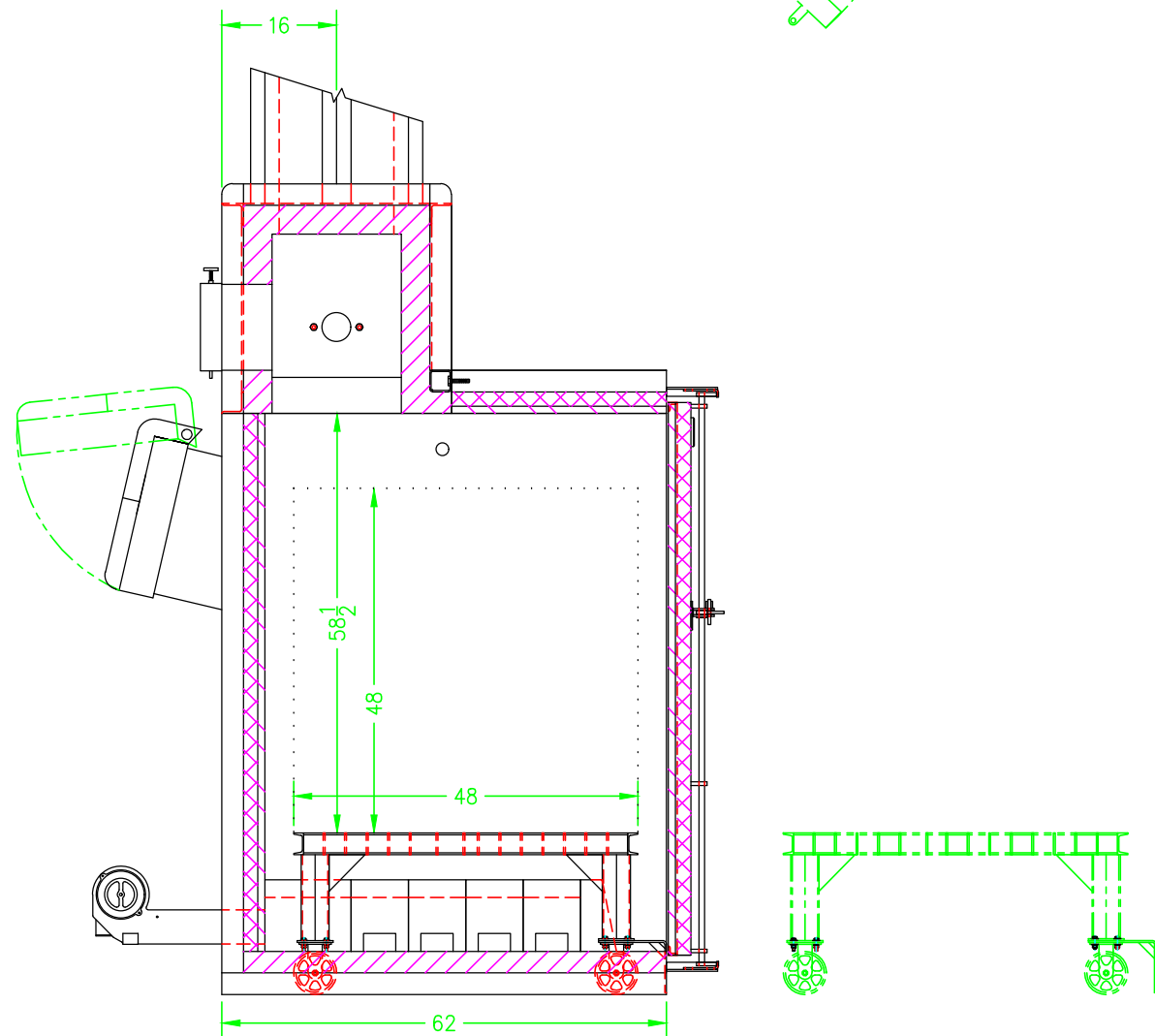
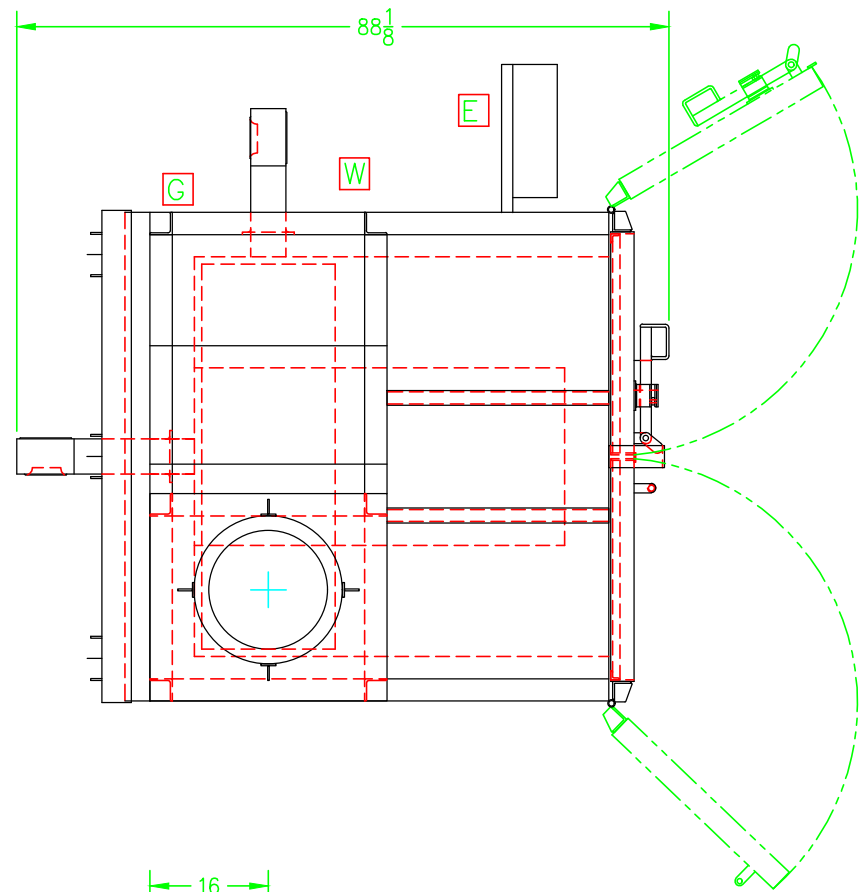
DEDICATED 120V/ 1 PH/ 60 HZ SERVICE: 15 AMPS (OVEN)
DEDICATED 230V/ 3 PH/ 60 HZ SERVICE: 20 AMPS (SS BLOWER OPTIONAL)

WATER:

CONNECTION 3/4": 35-50 PSI UNDER FLOW
ONLY REQUIRED FOR OVER
TEMPERATURE CONDITIONS


PERFORMANCE WARRANTY:

PROPOSED EQUIPMENT IS WARRANTED TO BE CAPABLE OF OPERATING AT THE HEAT OUTPUT AND TEMPERATURE RANGE SHOWN ABOVE, PROVIDED PROPER UTILITIES ARE CONNECTED AND THAT THE EQUIPMENT IS PROPERLY MAINTAINED. THERMAL OXIDIZER CAPACITY RATING MAY VARY DUE TO TYPE OF COATING, LOADING CONFIGURATION, PROCESS TEMPERATURE SETTING AND CYCLE TIME.

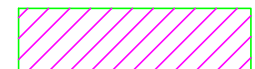


REFRACTORY

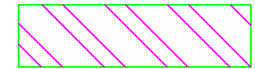
2500° CAST



2300° CAST



2300° BOARD



1200° BLOCK

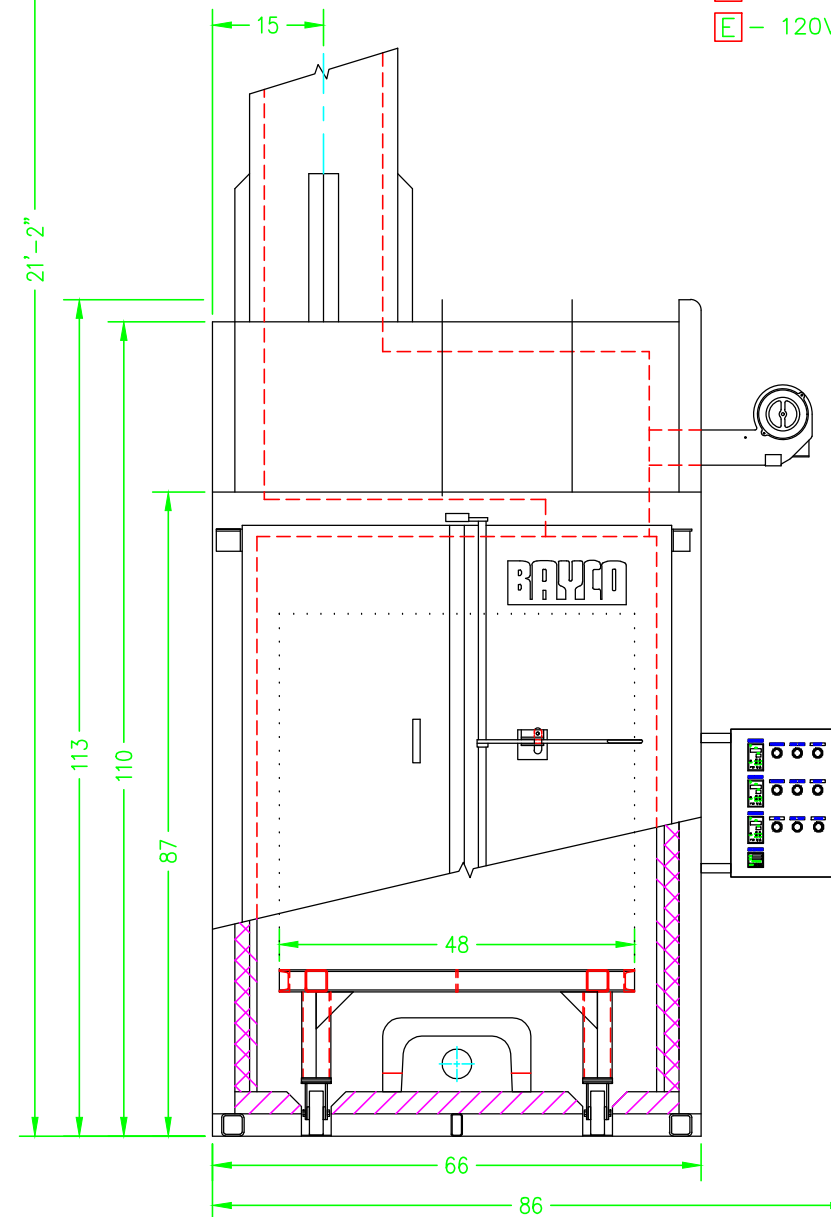


REQUIREMENTS

W - 1 GPM AT 45 PSI


G - 1,250 CFH AT 7" WC NATURAL GAS

E - 120V 15A 60HZ 1PH SUPPLY



THIS CONCEPTUAL DRAWING IS PROVIDED TO ILLUSTRATE BASIC DESIGN AND APPROXIMATE OVER ALL DIMENSIONS.

THIS DRAWING IS PROPRIETARY INTELLECTUAL PROPERTY OF GUSPRO INC. AND IS NOT TO BE REPRODUCED OR DISTRIBUTED IN ANY MANNER WITHOUT THE EXPRESSED WRITTEN PERMISSION OF GUSPRO INC.



GUSPRO
INCORPORATED

OVEN NO.	DATE	
BB-484848	1/AUG/14	
CUSTOMER'S NAME		
CUSTOMER'S ADDRESS		
DRAWN BY	APPROVED BY	REVISION DATE
J.M.S.		1/OCT/15

DESIGN DATA
MODEL BB-484848

PROCESS CHAMBER:

DIMENSIONS:

WORKING ENVELOPE: 48" W X 48" D X 48" H
INSIDE DIMENSIONS: 54" W X 56" D X 75" H

DESIGN LOAD: (Load of steel that will be heated to 750°F in one hour or less) 3,000 POUNDS
CART LOAD CAPACITY: 2,900 POUNDS
CART SIZE: 48" W X 48" L
OPERATING TEMPERATURE: 650°F TO 900°F
EXCESS TEMPERATURE SET POINT: 50°F-100°F OVER SET POINT
OVER TEMPERATURE SUPPRESSION SET POINT: 20°F -50°F OVER SET POINT
BURNER CAPACITY: 500,000 BTU'S

THERMAL OXIDIZER:

OPERATING TEMPERATURE RANGE: 1400°F-1600°F
RETENTION TIME AT TEMPERATURE: 0.5-1.0 SECONDS
APPROXIMATE CAPACITY: 30 LBS. PER HOUR
TEMPERATURE SUPPRESSION SET POINT: 100°F OVER SET POINT
EXCESS TEMPERATURE SET POINT. 1850°F
BURNER CAPACITY: 750,000 BTU'S
STACK LENGTH: 12' STANDARD
TOTAL HEIGHT (GROUND TO TOP OF STACK): 21'-2"

UTILITIES REQUIRED:

LIQUID PROPANE GAS:

AT 11" INCHES WATER COLUMN (0.40 PSI) PRESSURE UNDER FLOW.
STATIC PRESSURE NOT TO EXCEED 14" W.C.
REGULATORS DO NOT FUNCTION PROPERLY BELOW 6" W.C.

MAXIMUM CAPACITY: 1,250,000 BTU/HR
NORMAL USAGE: 750,000 BTU/HR

ELECTRICAL:

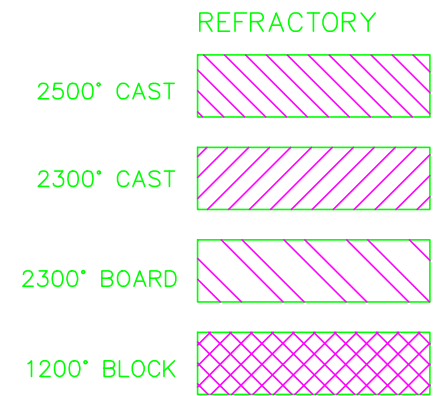
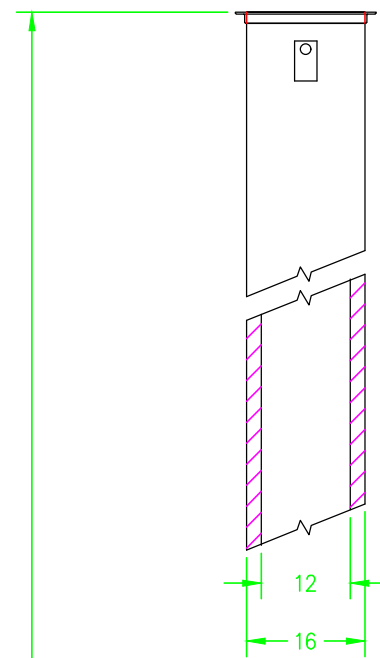
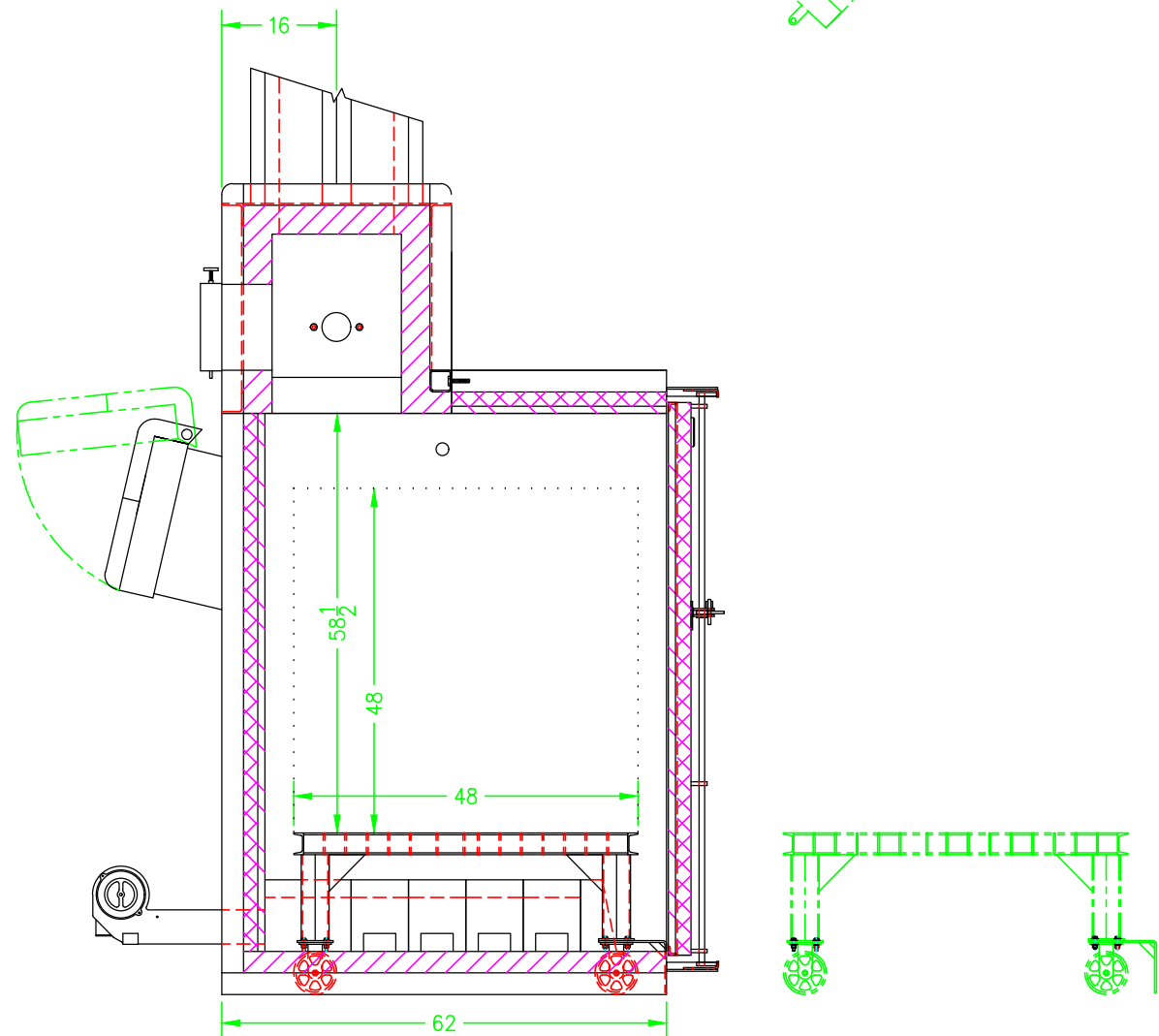
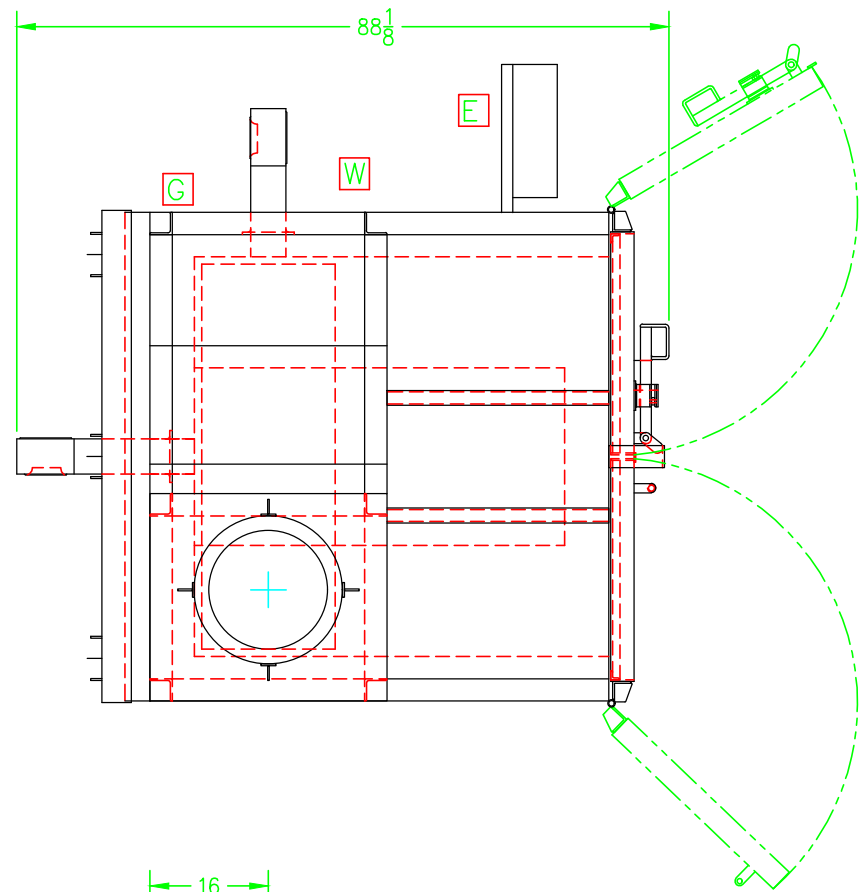
DEDICATED 120V/ 1 PH/ 60 HZ SERVICE: 15 AMPS (OVEN)
DEDICATED 230V/ 3 PH/ 60 HZ SERVICE: 20 AMPS (SS BLOWER OPTIONAL)

WATER:

CONNECTION 3/4": 35-50 PSI UNDER FLOW
ONLY REQUIRED FOR OVER
TEMPERATURE CONDITIONS

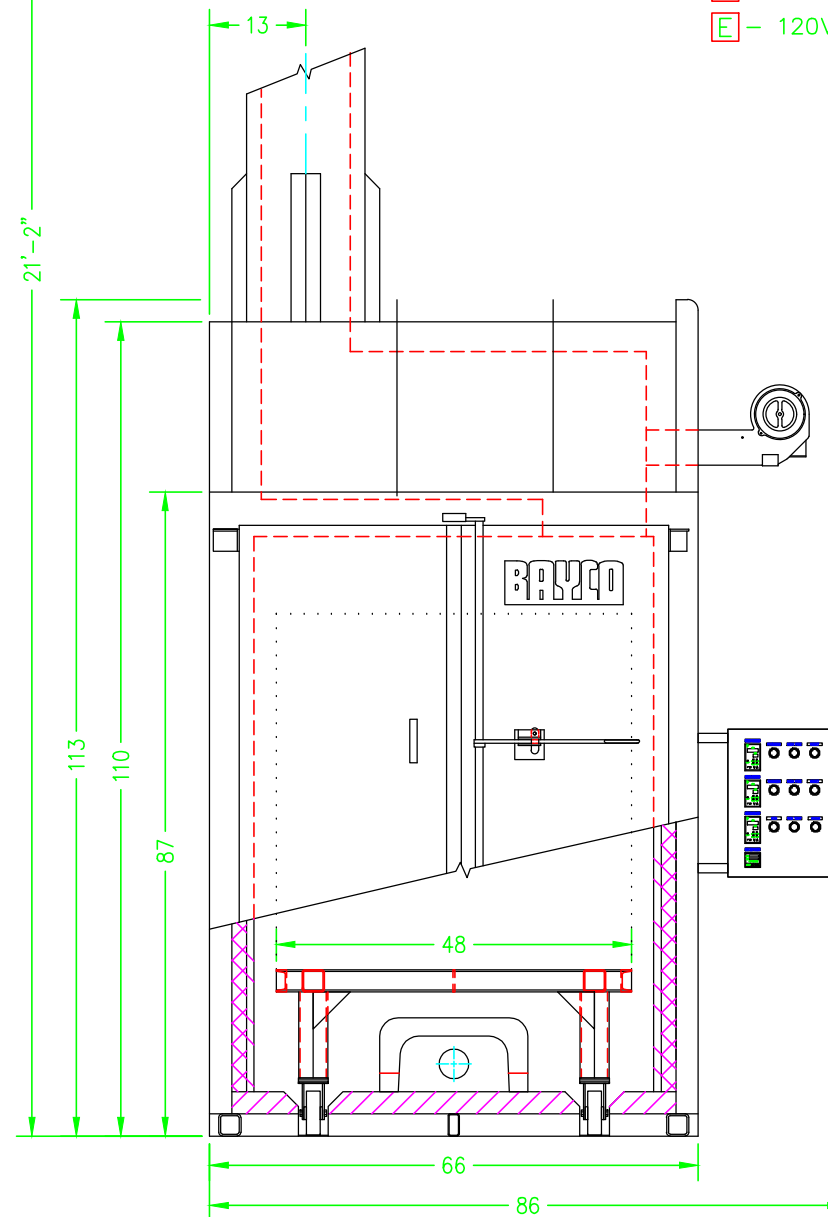
PERFORMANCE WARRANTY:

PROPOSED EQUIPMENT IS WARRANTED TO BE CAPABLE OF OPERATING AT THE HEAT OUTPUT AND TEMPERATURE RANGE SHOWN ABOVE, PROVIDED PROPER UTILITIES ARE CONNECTED AND THAT THE EQUIPMENT IS PROPERLY MAINTAINED. THERMAL OXIDIZER CAPACITY RATING MAY VARY DUE TO TYPE OF COATING, LOADING CONFIGURATION, PROCESS TEMPERATURE SETTING AND CYCLE TIME.



REQUIREMENTS

- W** - 1 GPM AT 45 PSI
- G** - 1,250,000 BTU'S AT 11" WC LIQUID PROPANE
- E** - 120V 15A 60HZ 1PH SUPPLY



THIS CONCEPTUAL DRAWING IS PROVIDED TO ILLUSTRATE BASIC DESIGN AND APPROXIMATE OVER ALL DIMENSIONS.

THIS DRAWING IS PROPRIETARY INTELLECTUAL PROPERTY OF GUSPRO INC. AND IS NOT TO BE REPRODUCED OR DISTRIBUTED IN ANY MANNER WITHOUT THE EXPRESSED WRITTEN PERMISSION OF GUSPRO INC.

	OVEN NO.	DATE
	BB-484848	1/AUG/14
CUSTOMER'S NAME		
CUSTOMER'S ADDRESS		
DRAWN BY	APPROVED BY	REVISION DATE
J.M.S.		

GUSPRO
INCORPORATED